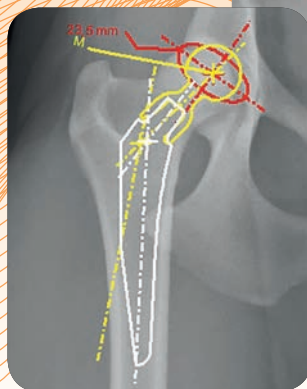
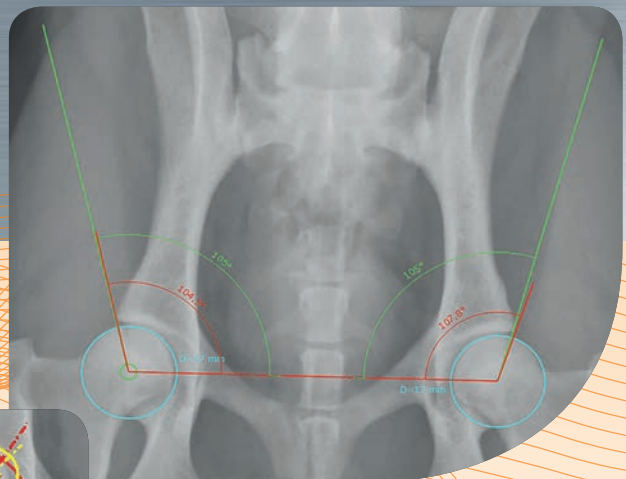
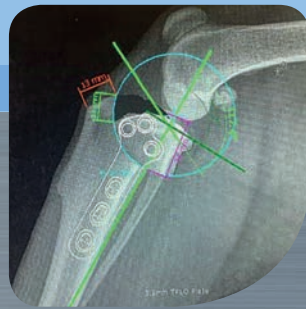
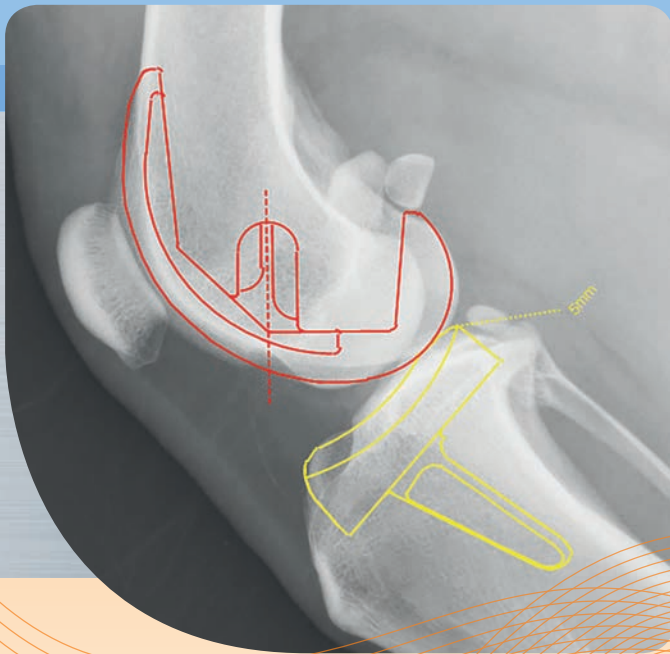


VETERINARY

Anatomic Assessment · Digital Planning
Automatic Measurements · Scaling



mediCAD[®]

The Orthopedic Solution

www.mediCAD.eu



For over twenty years it has been our sole focus to offer the most user friendly preoperative planning software in the business. We strive to improve endoprosthetic care by improving the efficiency of using digital images. Our software boosts success in operating by making planning tasks simpler, faster and significantly more precise.

mediCAD® veterinary facilitates the preoperative digital planning of your orthopedic intervention right on practice computer. Regularly updated endoprosthesis database, a software flow designed by doctors for doctors and real intuitive operational flow make **mediCAD® veterinary** the planning tool of the future for veterinary surgery.

Your benefits

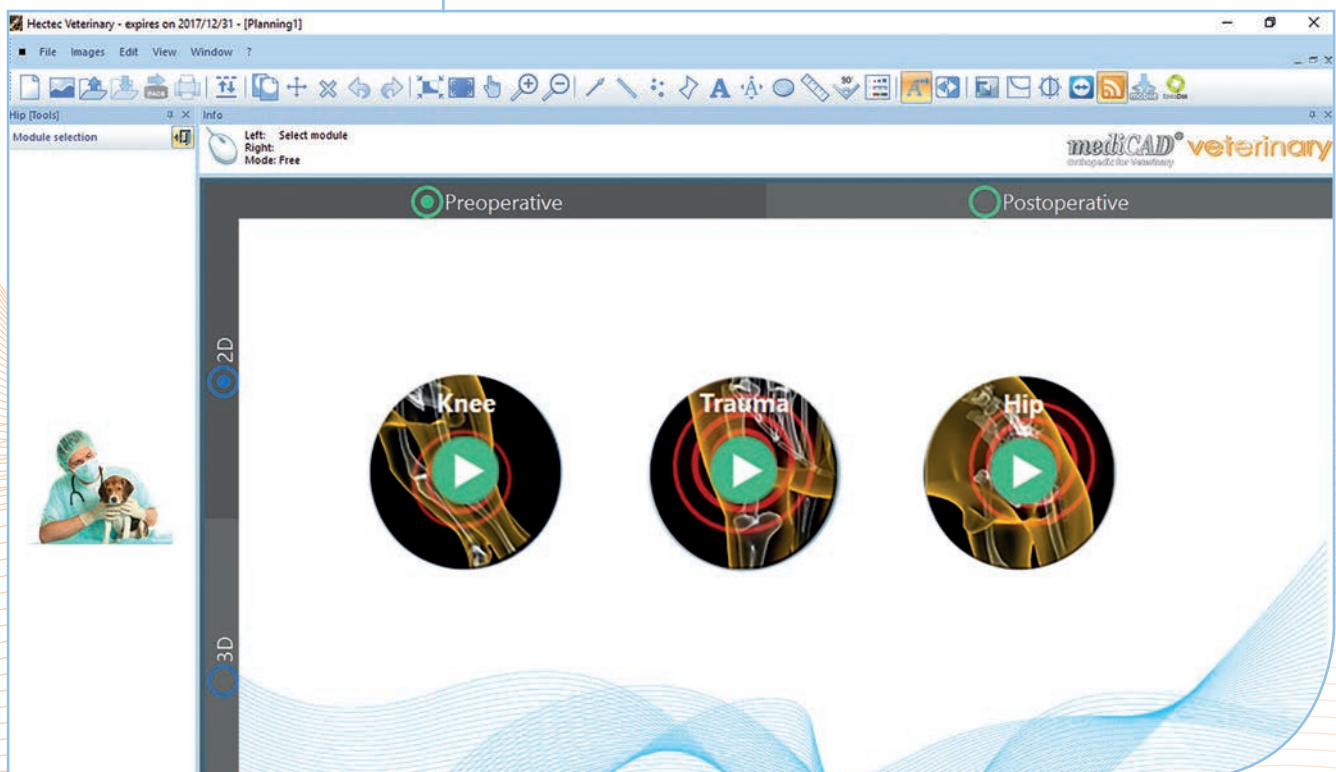
Our software is based on the basic principles of mediCAD's well established human medicine planning software. It has always been our approach to have doctors drive the design process offering you and your veterinary patients the following key advantages:

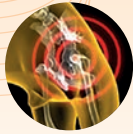
- Quicker, simpler and more accurate planning
- Modular software design with specific add-on capabilities
- Integrated OP viewing so you can see your plan while operating
- User friendly, intuitive process flow and design
- Ready to use application in 23 languages
- Growing endoprosthesis database with all major veterinary endoprosthesis manufacturers
- Compatibility with all conventional PAC systems
- Thieme eRef integration



If you are interested in supporting the further development of **mediCAD® veterinary** software, please contact us.

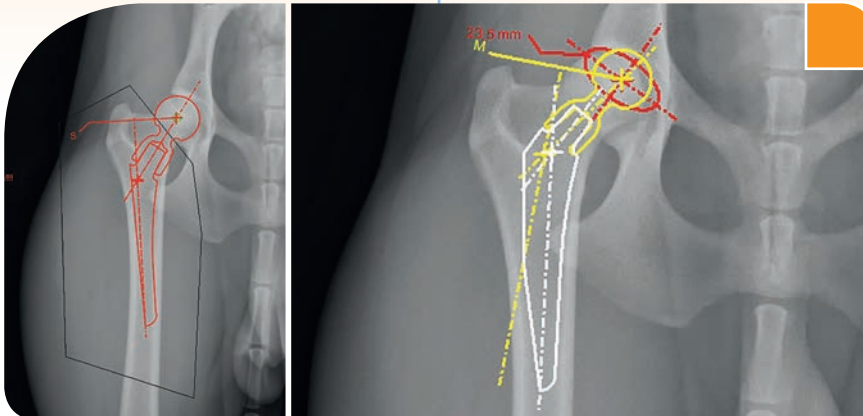
Tel.: +49 871 330 203-0
Email: sales@mediCAD.eu



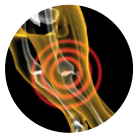


Hip module

Planning a hip implant is made easy with our hip module. While being based on common planning methods, our module uses digital prosthesis templates and eliminates the need for manual fitting.

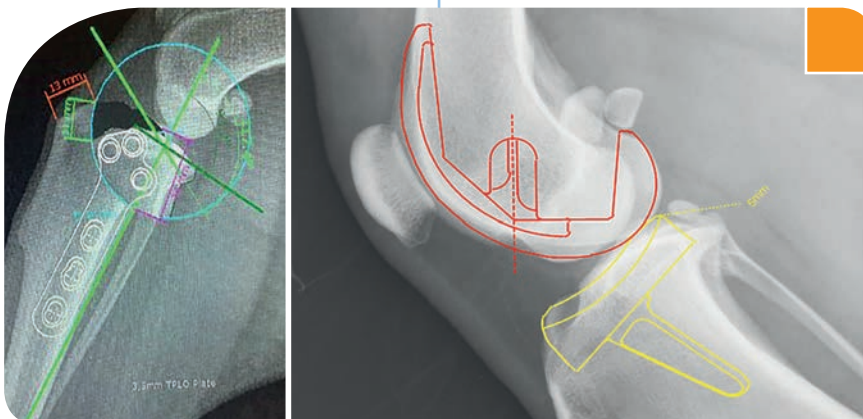


- Adjustable joint and socket combinations
- Offers intertrochanteric osteotomies
- Performs Norberg angle calculation
- Customizable measurement functions offer everything that matters to your planning

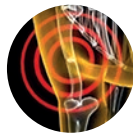


Knee module

Our knee module is designed to let you plan a wide variety of animal knee problems. While planning, you can determine and correct potential axial misalignments offering not just a preoperative but also a postoperative assessment of corrections to the force transmission on the entire leg.



- Capable of TPLO and TTA planning
- Detailed distance and angle measurement
- Includes a large selection of knee implants



Trauma module

For accident related surgical interventions our trauma module lets you extract and move bone segments as well as place required osteosynthesis products. This module also features combining partial images into a full frame image.



- Offers simple image processing for the reconstruction of skeletal elements
- Built in data library for nails, screws and plates

Successful surgery through preoperative planning in veterinary medicine



mediCAD®

mediCAD Hectec GmbH • Opalstraße 54 • 84032 Altdorf - GERMANY

☎ +49 871 330 203-0 📠 +49 871 330 203-99 • info@mediCAD.eu • www.mediCAD.eu

Print number: 473 /08-2017 – All rights reserved.